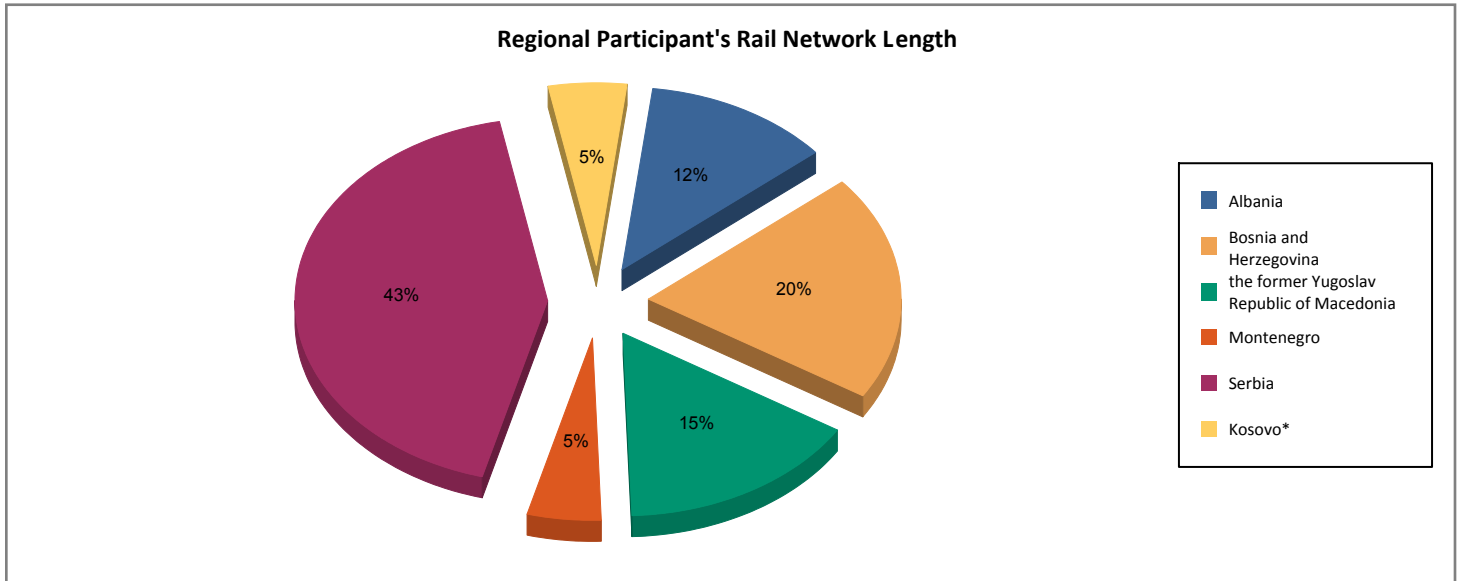


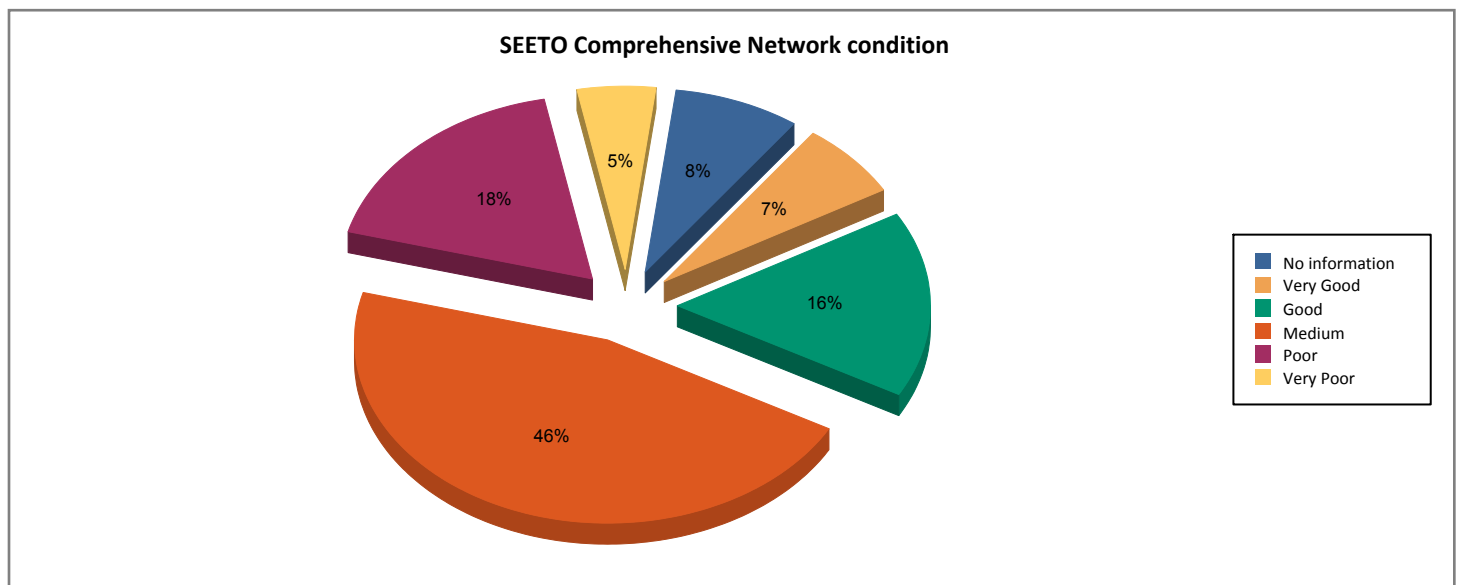
## RAIL REPORT

### 1. SEETO Comprehensive Rail Network length by Regional Participants - Year 2016



\* This designation is without prejudice to positions on status, and is in line with UNSCR 1244 and the ICJ opinion on the Kosovo declaration of independence.

### 2. SEETO Comprehensive Rail Network condition - Year 2016



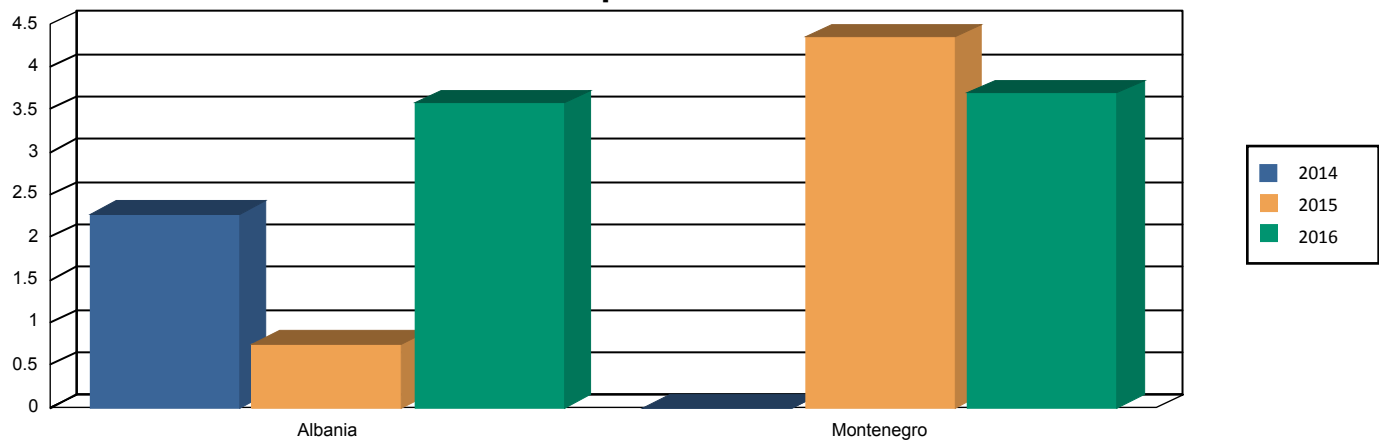
## RAIL REPORT

### 3. SEETO Comprehensive Rail Network maintenance expenditures - Year 2016

| Regional Participant | Total cost (M€) | Infrastructure cost (M€) | Signaling and telecommunication system (M€) | Electrification system (M€) | Cost per kilometer (M€) |
|----------------------|-----------------|--------------------------|---|-----------------------------|-------------------------|
| Albania              | 3.57            | 3.50                     | 0.07  | 0.00                        | 7,506.45                |
| Montenegro           | 3.69            | 2.77                     | 0.40  | 0.52                        | 20,028.87               |
| Total                | 7.26            | 6.27                     | 0.47  | 0.52                        | 0.00                    |

\* This designation is without prejudice to positions on status, and is in line with UNSCR 1244 and the ICJ opinion on the Kosovo declaration of independence.

### Rail maintenance expenditure - total cost



## RAIL REPORT

### 4. The SEETO Comprehensive Rail Network passengers traffic

| Corridor or Route | Passenger traffic volume (million Pkm) |               |               | INDEX<br>2016/2015 |
|-------------------|--|---------------|---------------|--------------------|
|                   | 2014                                   | 2015          | 2016          |                    |
| Corridor Vc       | 36                                     | 26            | 26            | 1.00               |
| Corridor VIII     | 22                                     | 18            | 14            | 0.75               |
| Corridor X        | 332                                    | 336           | 192           | 0.57               |
| Corridor Xb       | 103                                    | 103           | 116           | 1.13               |
| Corridor Xc       | 14                                     | 14            | 8             | 0.59               |
| Corridor Xd       | 19                                     | 19            | 19            | 1.00               |
| Route 10          | 33                                     | 33            | 47            | 1.42               |
| Route 11          | 8                                      | 11            | 11            | 1.04               |
| Route 13          | 1                                      | 1             | 0             | 0.03               |
| Route 2           | 5                                      | 5             | 4             | 0.73               |
| Route 4           | 156                                    | 229           | 163           | 0.71               |
| Route 9a          | 27                                     | 27            | 5             | 0.19               |
| <b>Total</b>      | <b>755.70</b>                          | <b>822.42</b> | <b>606.57</b> |                    |

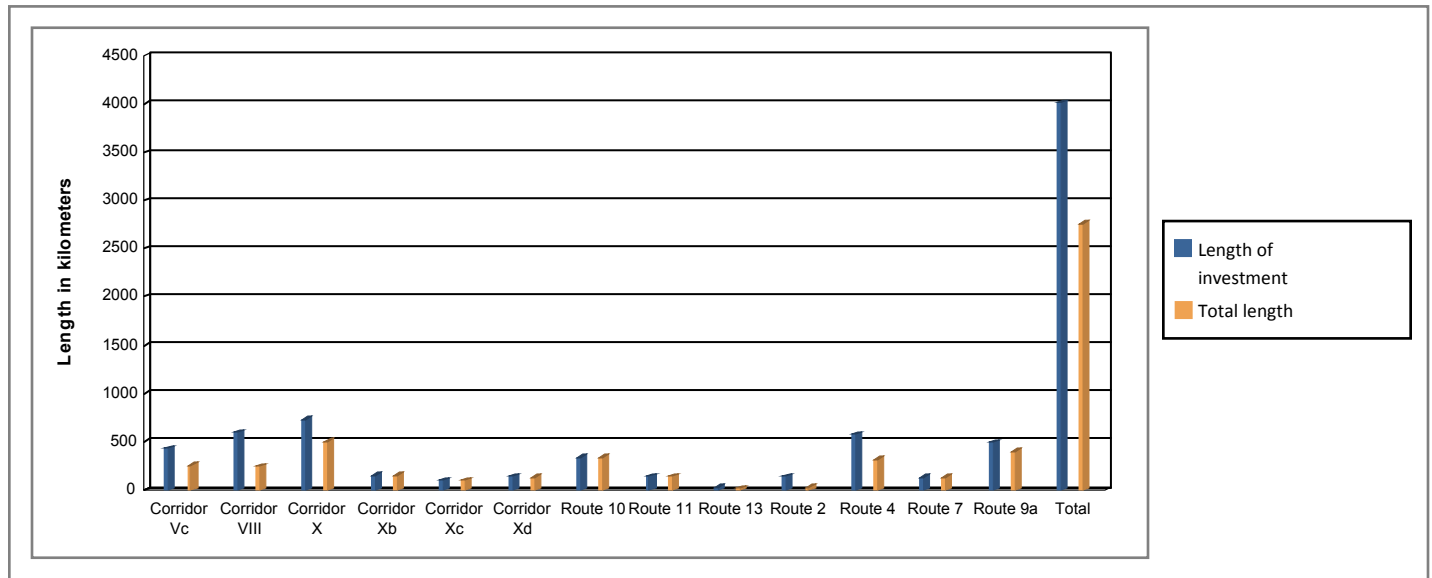
## RAIL REPORT

### 5. The SEETO Comprehensive Rail Network freight traffic

| Corridor or Route | Freight traffic volume (million tkm) |                      |                      | INDEX<br>2016/2015 |
|-------------------|--------------------------------------|----------------------|----------------------|--------------------|
|                   | 2014                                 | 2015                 | 2016                 |                    |
| Corridor Vc       | 0.00                                 | 9,733,592.00         | 9,733,592.00         | 100.00             |
| Corridor VIII     | 0.00                                 | 543,236.00           | 322,046.00           | 59.28              |
| Corridor X        | 0.00                                 | 32,709,260.00        | 22,313,741.00        | 68.22              |
| Corridor Xb       | 0.00                                 | 9,879,438.00         | 9,095,404.00         | 92.06              |
| Corridor Xc       | 0.00                                 | 1,942,047.00         | 3,720,873.00         | 191.60             |
| Corridor Xd       | 0.00                                 | 22,380.00            | 22,380.00            | 100.00             |
| Route 10          | 0.00                                 | 1,216,403.00         | 851,208.00           | 69.98              |
| Route 11          | 0.00                                 | 705,872.00           | 756,546.00           | 107.18             |
| Route 13          | 0.00                                 | 382.00               | 0.00                 | 0.00               |
| Route 2           | 0.00                                 | 82,113.00            | 74,691.00            | 90.96              |
| Route 4           | 0.00                                 | 9,784,573.00         | 11,103,615.00        | 113.48             |
| Route 9a          | 0.00                                 | 3,356,679.00         | 3,443,951.00         | 102.60             |
| <b>Total</b>      | <b>0.00</b>                          | <b>69,975,975.00</b> | <b>61,438,047.00</b> |                    |

## RAIL REPORT

### 6. The SEETO Comprehensive Rail Network - Rail investment requirements 2016



### 7. Rail bottlenecks (single track) - Year 2016

| Code | Description | Start node | End node | Length (km) | Number of tracks | Passenger trains | Freight trains | Total trains |
|------|-------------|------------|----------|-------------|------------------|------------------|----------------|--------------|
|      |             |            |          |             |                  |                  |                |              |

### 8. Rail bottlenecks (double tracks) - Year 2016

| SEETO Code | Description | Start node   | End node     | Length (km) | Traction | Passenger Trains | Freight Trains | Total trains |
|------------|-------------|--------------|--------------|-------------|----------|------------------|----------------|--------------|
| X.12       | Corridor X  | Stara Pazova | Novi Beograd | 30.00       | 2        | 106              | 26             | 132          |